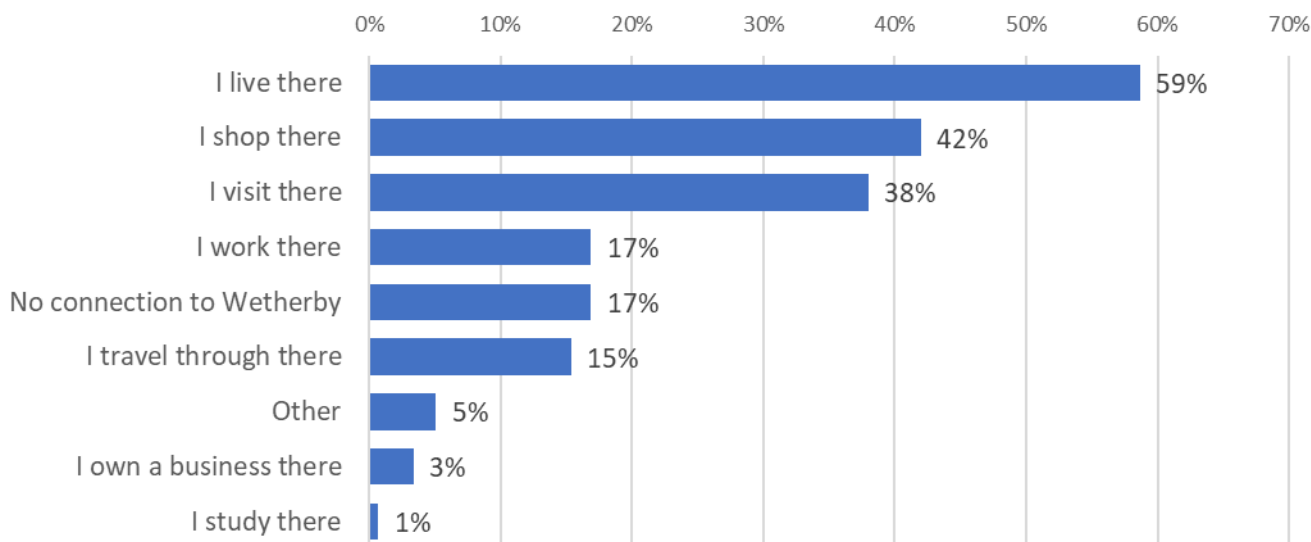


## Appendix Two: Analysis of Consultation Results

### Wetherby

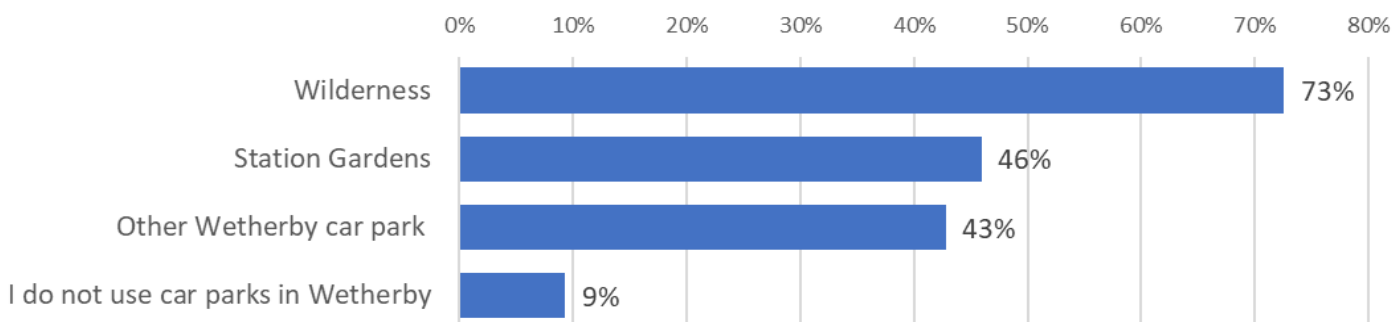
#### 1) What is your connection to the area?

Respondents could select more than one option for this question. A total of 59% respondents said they work in the area. 42% of respondents shop in the area, while 38% visit.



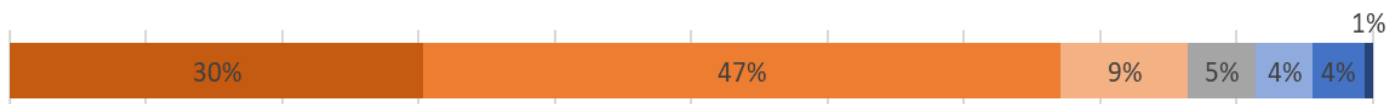
#### 2) Which car park/s do you use? (Please tick all that apply)

Respondents could select more than one option for this question. In total, 73% of respondents use the Wilderness car park and 46% use Station Gardens car park. 43% of respondents said they use another Wetherby car park.



#### 3) Please tell us how often on average you use the car park/s

Almost half of respondents visit the car park/s once or twice a week (47%), followed by those who visit daily or almost daily (30%).

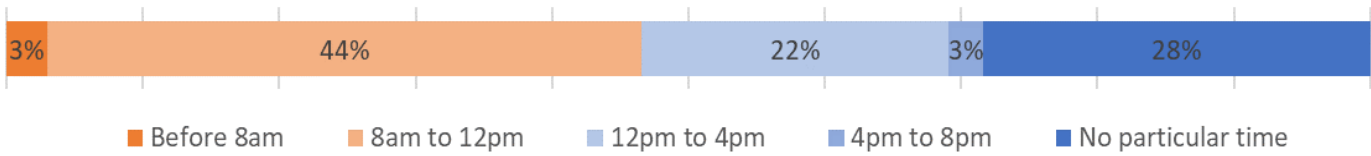


■ Daily or almost daily ■ Once or twice a week ■ Twice a month ■ Once a month

■ Once or twice every three months ■ Less often ■ I do not use the car parks

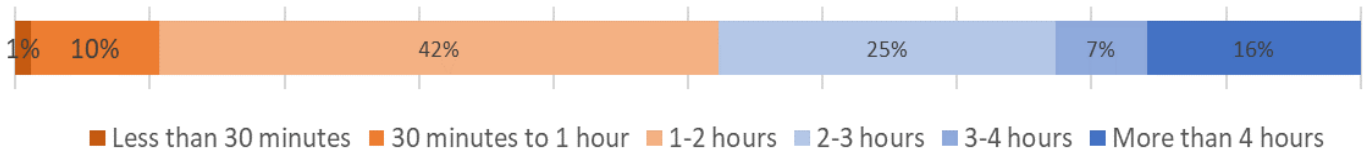
#### 4) At what time do you usually visit?

In total, 44% of respondents visit the car park/s between 8am and 12pm. 3% of respondents visit before 8am and a further 3% after 8pm.



**5) How long do you usually stay?**

A total of 42% of respondents visit the car park/s for 30 minutes to 1 hour. 16% of respondents stay for more than 4 hours.



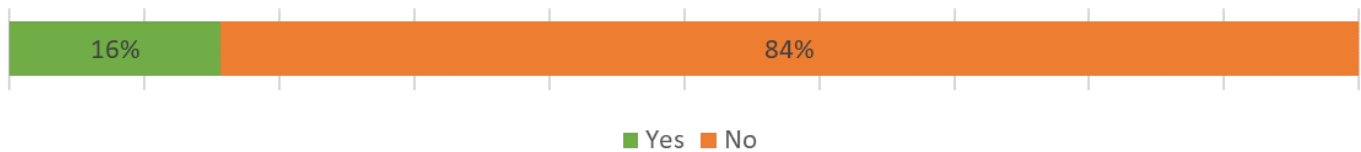
**6) Do you ever have difficulty finding a parking space?**



More than half of respondents have difficulty finding a parking space (58%).

**7) Do you agree with the proposal to introduce a parking fee at Wilderness car park?**

The majority of respondents do not agree with the proposal to introduce parking fees at Wilderness car park (84%), with 16% in agreement with the proposal.



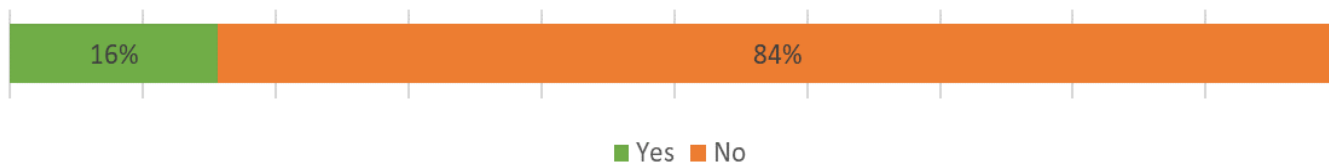
**Comments on the proposal for Wilderness car park** – Of the 921 respondents who do not agree with the proposal, 729 left a comment (79%). A representative sample of the comments from those who do not agree with the proposal was analysed and categorised into themes. Some comments included more than one theme.

Theme of comments	% of comments
Negative impact on Local Businesses:	34%
I/ others would stop visiting	30%
Negative impact on local workers	13%
Poor public transport/access	12%
Road congestion/ dangerous parking	10%

Free Parking is an attraction	6%
Profiteering/ money making scheme	5%
Pressure on other car parks	5%
Concerns about payment method	4%
Accessibility and Inclusivity	4%
Cannot afford the cost	3%
Access to exercise/physical/mental wellbeing	2%
I would need to find alternative parking	2%
Council tax, budget and Priorities	2%
Concerns about fees rising	2%
Longer free time limit	2%
Miscellaneous	1%
Concerns about enforcement and admin	1%
Specific Suggestions	1%

### 8) Do you agree with the proposal to introduce a parking fee at Station Gardens car park?

The majority of respondents do not agree with the proposal to introduce parking fees at station Gardens car park (84%), with 16% in agreement with the proposal.



**Comments on the proposal for Station Gardens car park** – Of the 913 respondents who do not agree with the proposal, 662 left a comment (73%). A representative sample of the comments from those who do not agree with the proposal was analysed and categorised into themes. Some comments included more than one theme.

Theme Of comments	% of comments
Access to exercise/physical/mental wellbeing	30%
See response for Wilderness	27%
I/ others would stop visiting	13%
Road congestion/ dangerous parking	11%
Miscellaneous	11%
Negative impact on Local Businesses:	10%
Poor public transport/access	4%
Cannot afford the cost	3%
Accessibility and Inclusivity	3%

Free Parking is an attraction	3%
profiteering/ money making scheme	3%
Impact on local workers	3%
Concerns about enforcement and admin	3%
Concerns about payment method	2%
I would need to find alternative parking	1%
Pressure on other car parks	1%
Longer free time limit	1%

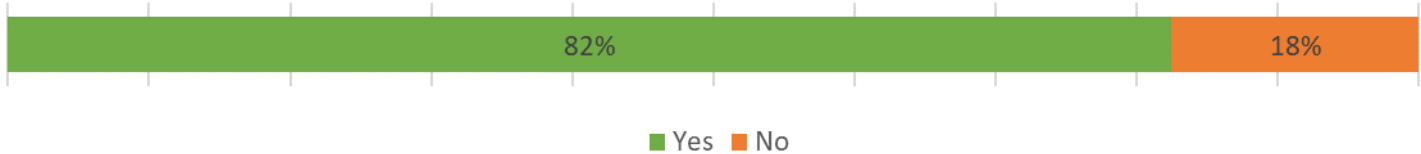
**9) How do you prefer to pay for car parking when you visit a pay and display car park?**

In total, 40% of respondents prefer to pay with credit or debit card at pay and display car parks. 1% of respondents prefer to pay by ringing the number on the sign.



**10) Do you agree that disabled Blue Badge holders should park for free?**

Altogether, 82% of respondents agree that Blue Badge holders should park for free, while 18% do not



agree.

**Comments on disabled Blue Badge holders** – Of the 189 respondents who do not agree with the proposal, 146 left a comment (77%). A representative sample of the comments from those who do not agree was analysed and categorised into themes. Some comments included more than one theme.

Theme Of comments	% of comments
No reason to be free	40%
Agreed they should get free parking	17%
Everyone should have free parking	16%
Disabled don't necessarily have less money	14%
Unfair to non Blue Badge holders	13%
It is/ will be abused	8%
Not what blue badge is for	5%
They have money/ get benefits	5%

They should pay reduced fee	3%
Miscellaneous	1%

**11) Do you have any ideas or suggestions for how parking availability in Wetherby could be improved? –**  
 In total, 652 people left a comment, which was 59% of all respondents. A representative sample of the comments was analysed and categorised into themes. Some comments included more than one theme.

Theme Of comments	% of comments
No issue with current parking situation	35%
More parking space/land needed	17%
Introduce Park and Ride	13%
Opposition to parking charges	13%
Better public transport	8%
Have time limited/ longer free period	8%
More enforcement	6%
Miscellaneous	5%
Mercure Hotel site	3%
Permit so residents/workers park for free	2%
More/better signage	2%
Flooding issues/prevention	1%
Higher parking charges	1%
Remove parking restrictions on roads	1%
Allow motorhome parking	1%
More parking restrictions	1%
Stop building new homes	1%
Improve Crossley Street car park	1%

**12) Please share any other views or suggestions you would like to make regarding car park charging proposals in Wetherby –** In total, 469 people left a comment, which was 43% of all respondents. A representative sample of the comments was analysed and categorised into themes. Some comments included more than one theme.

Theme Of comments	% of comments
Opposition to charges	72%
Negative impact on Local Businesses	17%
Poor public transport/access	9%
Profiteering/ money making scheme	8%
Specific Suggestions	7%

Miscellaneous	7%
I/ others would stop visiting	6%
People will park on residential streets	6%
Concerns about payment method	5%
Free Parking is an attraction	4%
Permit for workers and locals	4%
Agreement with/ understand charges	3%
Would not be able to afford the cost	3%
Negative impact on local workers	2%
Pressure on other car parks	1%
Concerns about fees rising	1%
Longer free time limit	1%
Road Congestion/ dangerous parking	1%